



# AMA SCHOOL SAFETY PATROL



NAME: .....

**JOIN A TEAM WITH REAL STREET SMARTS**


AMA SCHOOL SAFETY PATROL™





# WANT TO JOIN AMA SCHOOL SAFETY PATROL?

READ EMILY'S STORY AND  
SEE HOW SHE BECAME  
AN AMA SCHOOL SAFETY  
PATROL TEAM LEADER...



TODAY AT SCHOOL,  
SOMETHING BIG WAS  
ABOUT TO HAPPEN TO  
EMILY...



SHE WAS SELECTED TO  
BE PART OF HER AMA SCHOOL  
SAFETY PATROL TEAM.



OK TEAM...  
LET'S KEEP OUR  
CROSSWALK  
SAFE!

EMILY'S TEAM INCLUDED  
HER CLASSMATES PETER  
AND MEGAN.



BEING A PATROLLER WAS  
A BIG RESPONSIBILITY, BUT  
EMILY WAS CONFIDENT.



SHE LEARNED ALL THE  
AMA SCHOOL SAFETY  
PATROL PROCEDURES AND  
KNEW THEM INSIDE OUT.



POINT...PAUSE...  
PROCEED...I'VE  
GOT IT!

SO GOOD AT HER NEW DUTIES, EMILY IS GIVEN THE HONOUR OF TRAINING A NEW PATROLLER...

COME ON, JASON! I'LL SHOW YOU HOW TO BE A SAFE PATROLLER!



SHE TAKES JASON THROUGH ALL THE STEPS OF TRAINING INCLUDING...

ALWAYS LOOK FOR A SAFE GAP IN TRAFFIC FOR VEHICLES TO STOP.



ALWAYS MAKE EYE CONTACT WITH DRIVERS.



ALWAYS FOCUS ON THE JOB,

NOT YOUR FRIENDS,

~~BLAH BLAH BLAH~~

OR YOUR CELL PHONE.



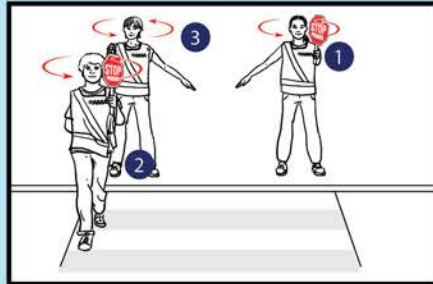
STAND TALL AND BE SAFE BY PATROLLING ONE STEP BACK FROM THE CURB.

BACK TO THE CLASSROOM THEY GO...

EMILY EXPLAINS TO JASON HOW TO USE POINT, PAUSE & PROCEED TO HELP KIDS CROSS THE STREET SAFELY.

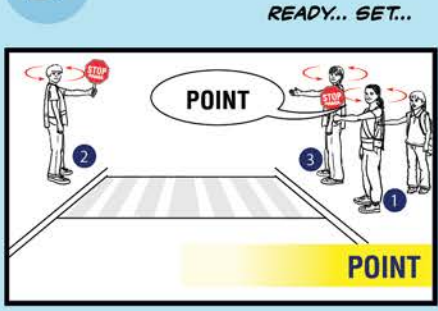
SHE SHOWS HIM THE AMA SCHOOL SAFETY PATROL ASSESSMENT FORM AND REVIEWS IT WITH HIM.

**A**



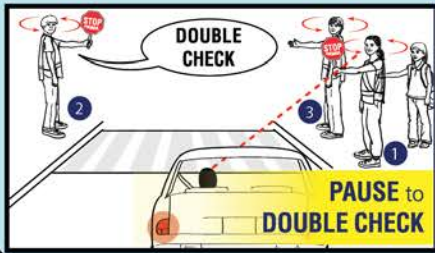
- ARRIVE ON TIME
- LOOK FOR A SAFE GAP IN TRAFFIC FOR VEHICLES TO STOP
- USE POINT, PAUSE, PROCEED TO CROSS PATROLLER ON RIGHT
- LOOK FOR TRAFFIC WHEN CROSSING
- STAND INSIDE CROSSWALK MARKINGS, ONE STEP BACK FROM CURB
- HOLD STOP SIGN IN LEFT HAND BEHIND BACK

**B**



- PATROL!**
- CLOSE CROSSWALK WHEN PEDESTRIANS APPROACH
  - LOOK FOR A SAFE GAP IN TRAFFIC FOR VEHICLES TO STOP
  - PATROLLER 1 CALLS "POINT".
  - IF PRESENT, PATROLLER 3 POINTS RIGHT ARM
  - EXTEND STOP SIGNS IN LEFT HAND
  - PATROLLERS' FEET AND SHOULDERS FACE THE CROSSWALK

**C**



- ALL PATROLLERS CALL "DOUBLE CHECK"
- PAUSE TO LOOK FOR TRAFFIC IN ALL DIRECTIONS
- MAKE EYE CONTACT WITH DRIVERS
- WAIT UNTIL THERE IS A SAFE GAP IN TRAFFIC OR VEHICLES HAVE COME TO A COMPLETE STOP



**A SAFE GAP IN TRAFFIC IS WHEN**

- YOU HAVE MADE EYE CONTACT WITH THE DRIVER(S) AND WAITED UNTIL ALL VEHICLES HAVE COME TO A COMPLETE STOP
- OR
- THERE IS A L-O-N-G GAP IN TRAFFIC
- OR
- A VEHICLE IS FAR AWAY AND HAS TIME TO STOP

"I think I CAN... I think I CAN... I know"

School Name: \_\_\_\_\_ Date: \_\_\_\_\_ Time: \_\_\_\_\_

Additional safety measures may include a third patroller across the use of a whistle. ❗

**READY... SET...**

	<b>I CAN...</b> - Be on time - LOOK for a safe gap in traffic - Use Point, Pause, Proceed to cross patroller on right - Stand one step back from curb - Hold stop sign behind back
--	---

**POINT**

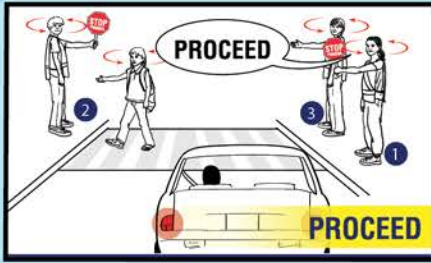
	<b>I CAN...</b> - Close crosswalk with my arm - LOOK for a safe gap in traffic - Call "POINT" (Patroller 1) - Extend stop sign behind back - Extend stop sign in my left hand (Patroller 1 and 2)
--	--

**DOUBLE CHECK**

	<b>I CAN...</b> - Pause to look for traffic in all directions - Make eye contact with drivers - Wait until there is a safe gap in traffic or vehicles have come to a complete stop
--	---

**PROCEED**

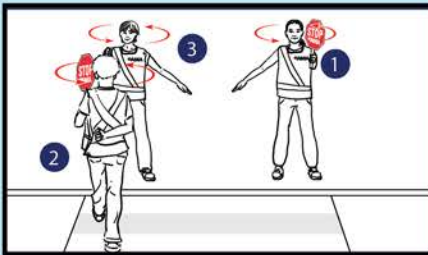
	<b>I CAN...</b> - Proceed to cross street - Stand one step back from curb - Hold stop sign behind back
--	---

**D**

- WHEN SAFE, PATROLLER 1 CALLS "PROCEED". PATROLLER 3
- TEAM OPENS CROSSWALK. FEET AND SHOULDERS FACE THE CROSSWALK
- LOOK FOR TRAFFIC IN ALL DIRECTIONS AS PEDESTRIANS CROSS
- WAIT UNTIL ALL PEDESTRIANS HAVE REACHED OPPOSITE CURB. PATROLLER 3
- RETURN TO ORIGINAL POSITION, CONTINUE TO BE ALERT

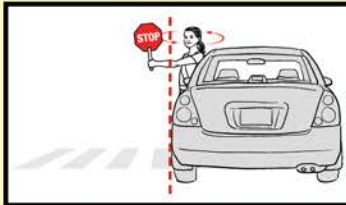
**E**

#### LAST CROSSING AND TAKE DOWN



- ALL PATROLLERS CALL "LAST CROSSING"
- LOOK FOR A SAFE GAP IN TRAFFIC FOR VEHICLES TO STOP
- REVERSE SET-UP PROCEDURE
- LOOK FOR TRAFFIC WHEN CROSSING
- TEAM IS FOCUSED, RESPONSIBLE AND SAFE WHILE PATROLLING

#### IF A PARKED VEHICLE IS BLOCKING YOUR VIEW



- LOOK TO SEE IF THERE IS A DRIVER IN THE VEHICLE AND IF THE DRIVER SEES YOU
- STEP OUT ON TO THE ROAD BUT NEVER GO PAST THE OUTER EDGE OF THE PARKED VEHICLE
- USE **POINT, PAUSE AND PROCEED** FROM THE OUTER EDGE OF THE PARKED VEHICLE
- ALLOW PEDESTRIANS TO CROSS, THEN RETURN TO THE SIDEWALK
- **THIS IS THE ONLY TIME YOU NEED TO GO ON THE ROAD**


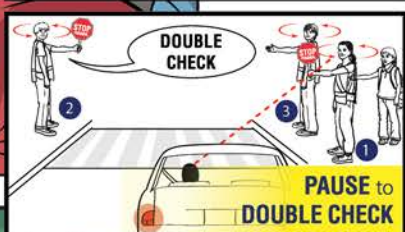
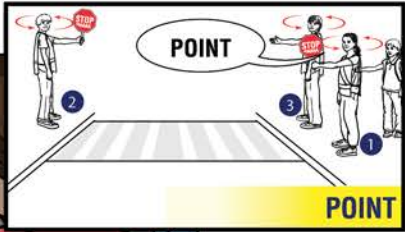


BUT WHAT WOULD THEY DO AT A REAL CROSSWALK?

WOULD EVERYONE BE ABLE TO CROSS SAFELY?




EMILY PREPARES THE TEAM TO CROSS STUDENTS.



BUT WHAT'S THIS?!

ANOTHER CAR IS APPROACHING AND NOT SLOWING DOWN??

THAT'S WEIRD.



EMILY STAYS CALM...AND QUICKLY REALIZES JASON HAS TURNED HIS BACK TO TRAFFIC FOR A SPLIT-SECOND...

...AS THE CAR NEARLY MISSES A STUDENT.

EMILY SENDS A CLASSMATE TO GO FIND AN ADULT.



PATROLLERS, REMEMBER TO ALWAYS DOUBLE CHECK AND KEEP YOUR EYES ON TRAFFIC IN ALL DIRECTIONS AFTER CALLING PROCEED.



THE TEAM STAYS ON DUTY.

QUICKLY AND SAFELY, THEY DIRECT THE STUDENTS TO THE NEAREST CURB UNTIL HELP ARRIVES.



GREAT PATROLLERS KNOW ANYTHING CAN HAPPEN ON A SHIFT.

THEY ALWAYS KNOW JUST WHAT TO DO TO KEEP THE CROSSWALKS SAFE FOR EVERYONE!



EMILY, WE'D LIKE YOU TO BE OUR PATROL TEAM LEADER.

THE NEXT DAY EMILY IS ASKED TO LEAD THE AMA SCHOOL SAFETY PATROL TEAM.



COOL.

THIS WAS JUST ANOTHER GREAT DAY FOR THE AMA SCHOOL SAFETY PATROL.

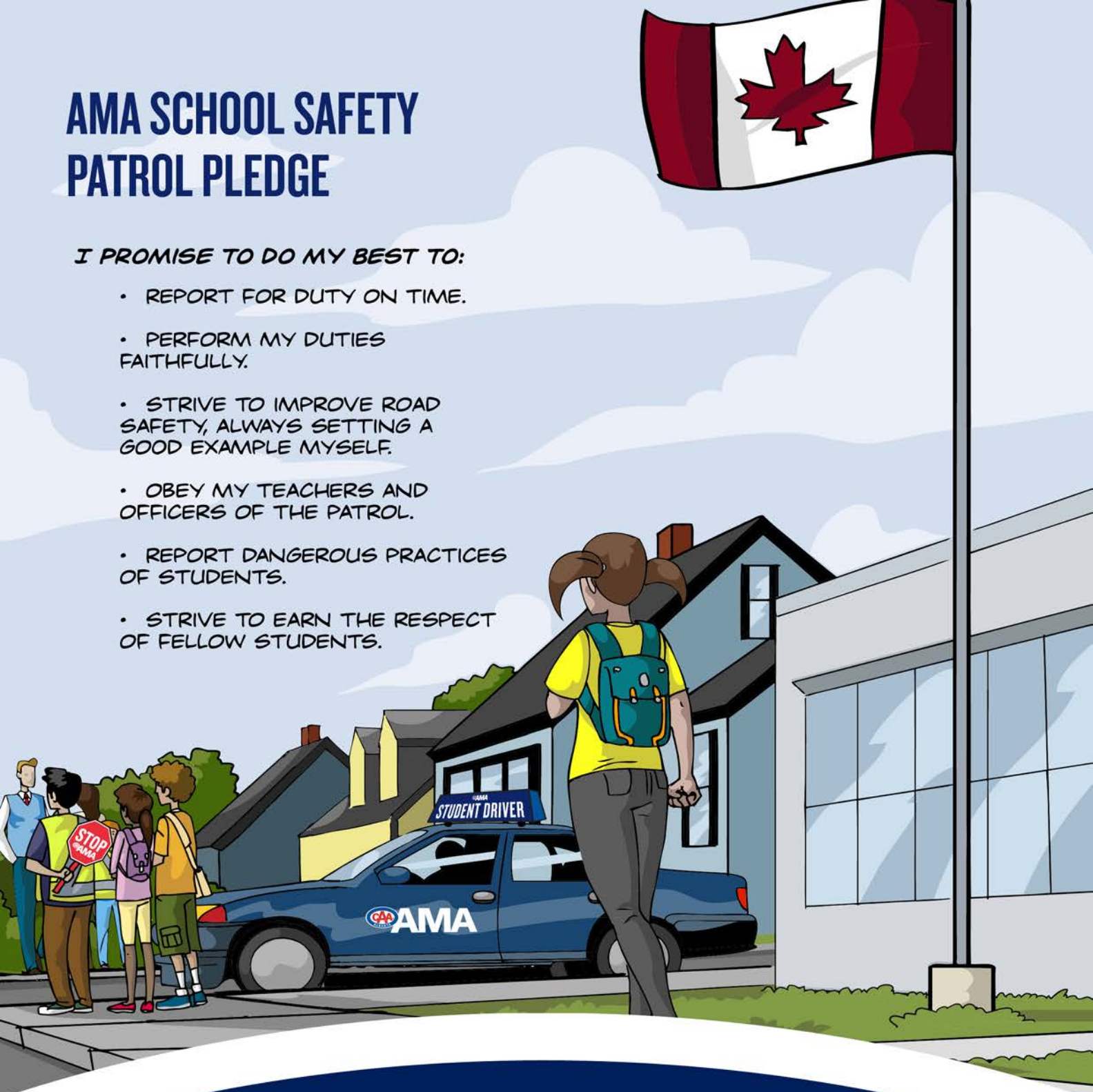


END.

# AMA SCHOOL SAFETY PATROL PLEDGE

## *I PROMISE TO DO MY BEST TO:*

- REPORT FOR DUTY ON TIME.
- PERFORM MY DUTIES FAITHFULLY.
- STRIVE TO IMPROVE ROAD SAFETY, ALWAYS SETTING A GOOD EXAMPLE MYSELF.
- OBEY MY TEACHERS AND OFFICERS OF THE PATROL.
- REPORT DANGEROUS PRACTICES OF STUDENTS.
- STRIVE TO EARN THE RESPECT OF FELLOW STUDENTS.



**JOIN A TEAM WITH REAL STREET SMARTS**

AMA SCHOOL  
SAFETY PATROL™

